



Shoppes at Plaza Green

1117 Woodruff Road | Greenville, SC 29607



217-A E. Washington Street
Greenville, SC 29607
864 752 0300

Cortney Carter
1 864 752 0302
ccarter@collettre.com

Shoppes at Plaza Green

Property Overview

PROPERTY FEATURES

- ± 1,000 SF- 1,200 SF outparcel
- New tenants include **Rockler, PGA Tour Superstore, Home Sense** and **Sierra Trading Post!**
- Additional co-tenants include Old Navy and Torrid
- Located on Greenville's largest dining and entertainment corridor
- Signalized access via Woodruff Rd
- Multiple points of ingress/egress including access through Magnolia Park
- Signage opportunities with I-385 visibility
- Nearby retailers/restaurants include Costco, Panda Express, Nordstrom Rack, Bass Pro Shop, Carrabba's, Target, Academy Sports and Outdoors, Dick's Sporting Goods, Total Wine & More, World Market, REI, Loft, Ulta Beauty

DEMOGRAPHICS

	1 mile	3 miles	5 miles
Population	3,533	59,206	166,961
Total Employees	11,127	56,434	107,110
Avg. HH Income	\$152,734	\$126,441	\$126,680

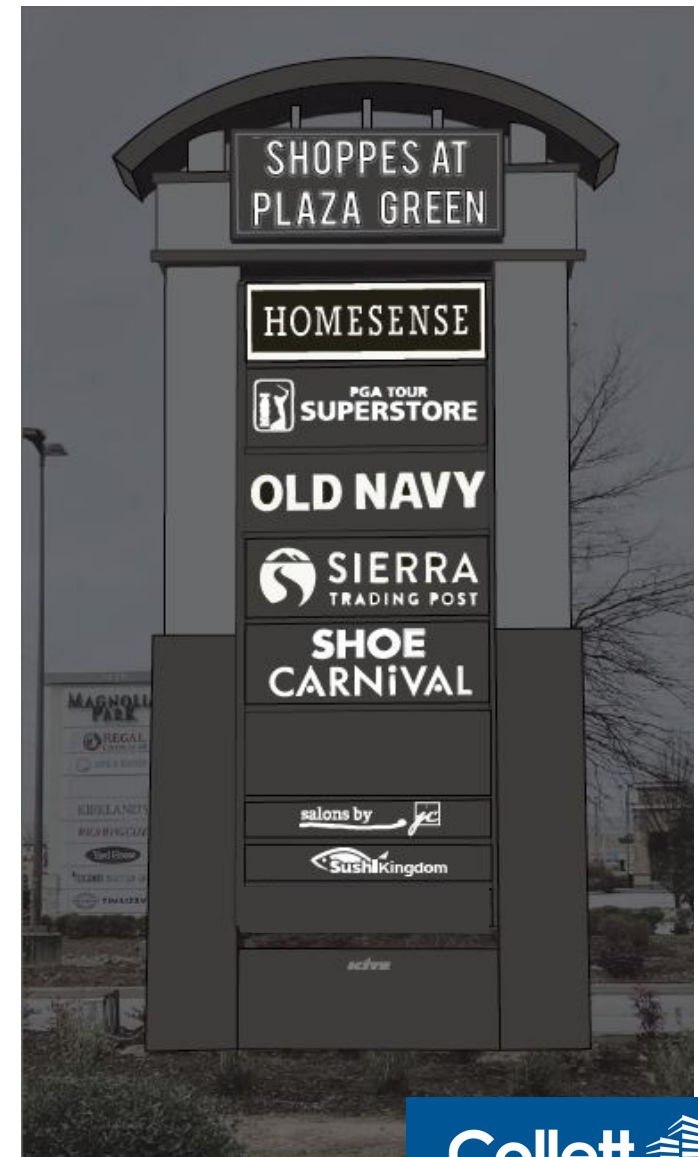
TRAFFIC COUNTS

Woodruff Road	40,302 VPD
I-85	107,600 VPD
I-385	119,303 VPD



Shoppes at Plaza Green

New Building Facade & Pylon Renderings



Shoppes at Plaza Green

New Building Facade



[illegible]

Shoppes at Plaza Green

Demographics

KEY FACTS

2,608

Population



Average

Household Size

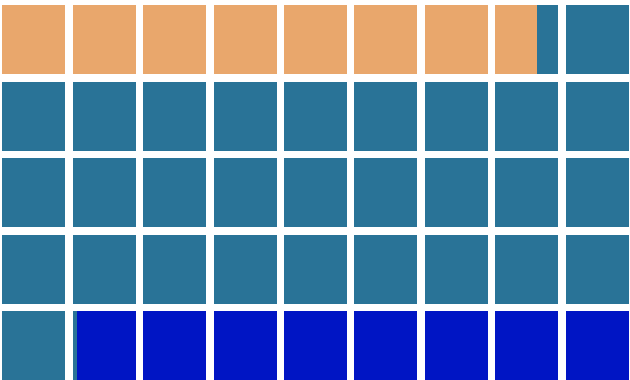
34.4

Median Age

\$78,158

Median Household
Income

POPULATION BY AGE



Under 18 (17.1%) Ages 18 to 64 (65.4%)
Aged 65+ (17.6%) Others (0.0%)

Population Trends and Key Indicators

1117 Woodruff Rd, Greenville, South Carolina, 29607
Ring of 1 mile

2,608

Population

1,409

Households

1.83

Avg Size
Household

34.4

Median
Age

\$78,158

Median
Household Income

\$363,352

Median
Home Value

85

Wealth
Index

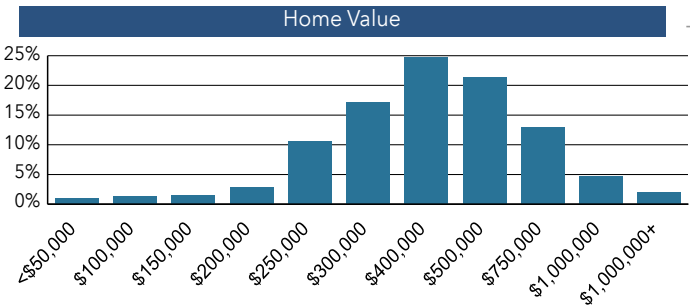
88

Housing
Affordability

58

Diversity
Index

INCOME



\$78,158

Median Household
Income



\$51,189

Per Capita Income



\$155,644

Median Net Worth

ANNUAL HOUSEHOLD SPENDING



\$2,492

Apparel &
Services



\$293

Computers &
Hardware



\$4,024

Eating Out



\$7,396

Groceries



\$7,342

Health Care

EMPLOYMENT



White Collar



Blue Collar



Services

77%

11%

12%

3.8%

Unemployment
Rate

ANNUAL LIFESTYLE SPENDING



\$2,902

Travel



\$77

Theatre/Operas/
Concerts



\$65

Movies/Museums/ Parks



\$81

Sports Events



\$11

Online Games



Source: This infographic contains data provided by Esri (2024, 2029), Esri-U.S. BLS (2024), Esri-MRI-Simmons (2024). © 2025 Esri

Shoppes at Plaza Green

Aerial

