



Hartness Retail Available

600 Building | 2000 Society Street, Greenville, SC 29615



Greenville, SC | Charlotte, NC | Dallas, TX

217-A E. Washington Street
Greenville, SC 29607
864 752 0300

Cortney Carter
1 864 752 0302
ccarter@collettre.com

Hartness Retail Available

Property Overview

PROPERTY FEATURES

- +/- 1,042 retail space available for lease
- Abundant green space and outdoor seating
- Wayfinding signage
- Hartness will be home to approximately 1,000 households upon completion
- Co-tenants include One5, Cork Beauty Bar, Chestnut Coffee, and Wine House

DEMOGRAPHICS

	1 mile	3 miles	5 miles
Population	3,710	44,266	132,536
Avg. HH Income	\$129,350	\$155,731	\$140,669
Households	1,444	17,691	53,405
Employees	3,437	35,612	73,168

TRAFFIC COUNTS

Highway 14	16,164 VPD
Society Street	3,413 VPD



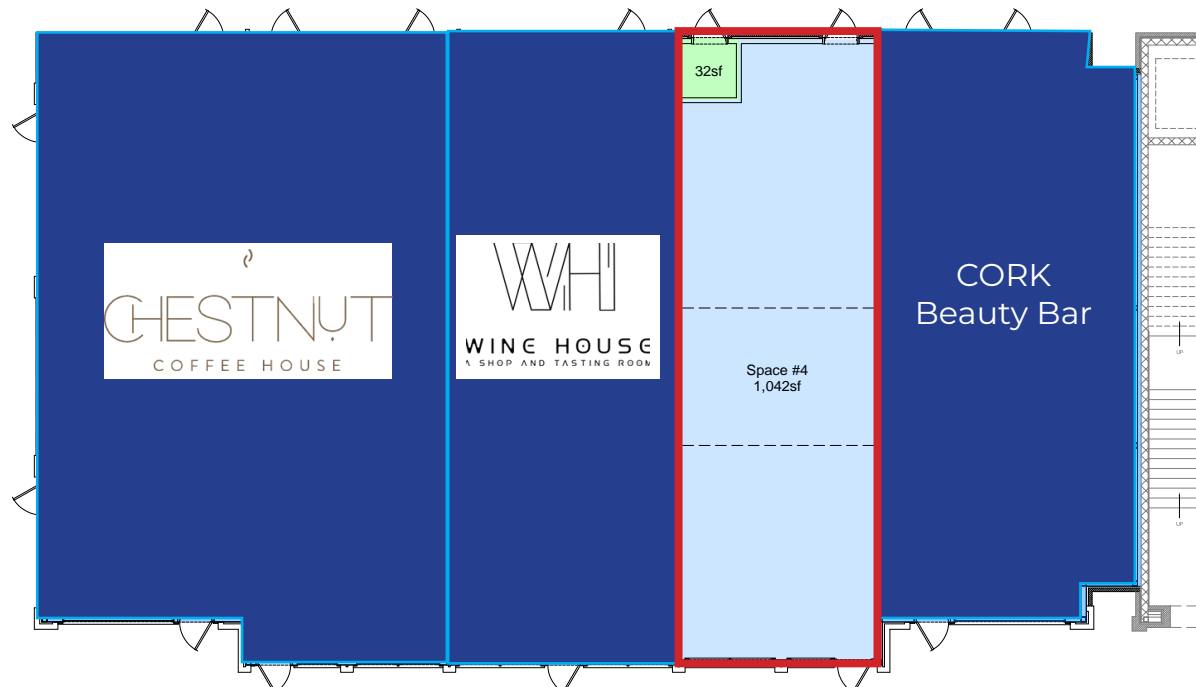
Hartness Retail Available

Leasing Plans

Level One

600 Building
≈5,460 RSF

01



Hartness Retail Available

Demographics

KEY FACTS

3,710

Population

51.6

Median Age




Average Household Size

\$129,350

Median Household Income

POPULATION BY AGE



Under 18 (19.3%)
Ages 18 to 64 (50.2%)
Aged 65+ (30.6%)
Others (0.0%)



Source: This infographic contains data provided by Esri (2024, 2029), Esri-U.S. BLS (2024), Esri-MRI-Simmons (2024). © 2025 Esri

Hartness
Ring: 1 mile radius

3,710

Population

1,444

Households

2.50

Avg Size Household

51.6

Median Age

\$129,350

Median Household Income

\$527,812

Median Home Value

198

Wealth Index

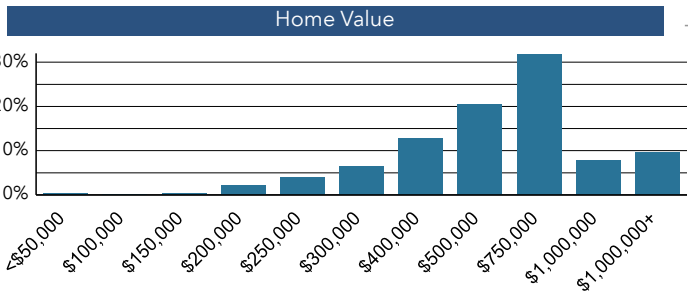
101

Housing Affordability

32

Diversity Index

INCOME



\$129,350
Median Household Income



\$66,450
Per Capita Income



\$939,808
Median Net Worth

ANNUAL HOUSEHOLD SPENDING



\$3,272
Apparel & Services



\$383
Computers & Hardware



\$5,670
Eating Out



\$10,124
Groceries



\$11,090
Health Care

EMPLOYMENT



White Collar

82%



Blue Collar

8%



Services

11%

1.0%

Unemployment Rate



\$4,733
Travel



\$123
Theatre/Operas/
Concerts



\$94
Movies/Museums/ Parks



\$114
Sports Events



\$12
Online Games

AVERAGE AMOUNT SPENT ON RETAIL GOODS



\$68,411,634
2024 Retail Goods

ANNUAL LIFESTYLE SPENDING

Hartness Retail Available

Aerial

